



# Effects of Cu substitution for Nb on magnetic properties of Fe-based bulk metallic glasses



Qingling Liu<sup>a</sup>, Jinyong Mo<sup>a</sup>, Haishun Liu<sup>a,\*</sup>, Lin Xue<sup>b</sup>, Long Hou<sup>a</sup>, Weiming Yang<sup>a,\*</sup>, Lintao Dou<sup>a</sup>, Baolong Shen<sup>b</sup>, Linming Dou<sup>a</sup>

<sup>a</sup> School of Sciences, School of Mechanics and Civil Engineering, State Key Laboratory for Geomechanics and Deep Underground Engineering, State Key Laboratory of Coal Resource and Mining Safety, China University of Mining and Technology, Xuzhou 221116, People's Republic of China

<sup>b</sup> School of Materials Science and Engineering, Southeast University, Nanjing 211189, People's Republic of China

## ARTICLE INFO

### Article history:

Received 21 January 2016

Received in revised form 3 April 2016

Accepted 5 April 2016

Available online 22 April 2016

### Keywords:

Bulk metallic glasses

Magnetic properties

Glass-forming ability

## ABSTRACT

The effects of minor Cu substitution for Nb in Fe<sub>72</sub>B<sub>20</sub>Si<sub>4</sub>Nb<sub>4-x</sub>Cu<sub>x</sub> ( $x = 0.0, 0.1, 0.2,$  and  $0.3$ ) bulk metallic glasses (BMGs) on the magnetic properties were investigated. With increasing Cu content from  $x = 0$  to  $0.3$ , the critical diameters are kept constant at 1.5 mm for all Fe-based BMGs rods. Meanwhile, the increasing saturation magnetization from 1.19 to 1.27 T, and the decreasing coercive force from 2.5 to 1.5 A/m were found, with the effective permeability improved from 20,000 to 24,500. This work reveals the connection between the enhanced magnetic properties and Cu substitution. It may shed light on the design of Fe-based BMGs with better magnetic properties and larger glass-forming ability concurrently.

© 2016 Elsevier B.V. All rights reserved.

## 1. Introduction

In recent years, Fe-based bulk metallic glasses (BMGs) have attracted great attention because of their superior properties such as excellent magnetic properties and good mechanical properties, as well as their abundant natural resources and low materials costs [1–6]. Generally speaking, magnetic properties and glass-forming ability (GFA) are among the most concerned aspects in magnetic materials, physical science and related industries. Minor element substitution or addition is known as an important approach to tailor magnetic properties and GFA of BMGs [7]. For Fe-based BMGs, it has been accepted that great magnetic properties are originated from their high Fe content; meanwhile, it has also been reported that substitution of Fe element can improve GFA [3,8], accompanied with an unwanted decrease of magnetic properties [9,10]. Is it possible to obtain one improved property without decreasing the other, e.g. a better magnetic property with no decreased GFA? Among Fe-based BMGs, Fe–Si–B glassy alloy with high saturation magnetization has been widely used in motors, high frequency inductors and current transformers, etc. [11]. However, its critical diameter is limited to no more than 0.27 mm, which hinders the extension of its practical applications [12]. The atomic radii of Fe, Si, and B are 0.124, 0.117, and 0.09 nm [13], respectively, while it is 0.143 nm for Nb atom, which meets A. Inoue's empirical rules for high GFA [14]. Actually, significant improvement in GFA is expected through minor addition of Nb, thus Fe–Si–B–Nb BMGs were prepared and investigated [15,16].

Recently, elements with a positive mixing enthalpy with main component were demonstrated to promote the bonding of Fe–Fe pairs and enhance magnetic properties in Fe-based BMGs [17,18]. As we know, the mixing enthalpy between Cu and Fe is positive [13], suggesting a repulsive interaction between them. Therefore, improved magnetic properties are expected in the Cu-doped Fe-based BMGs. Meanwhile, it has been reported that Cu addition into the Fe-based BMGs can effectively increase the GFA while maintain or even strength the magnetic properties [19,20], which stimulates us conducting the exploration of partial substitution of Nb by Cu in Fe–Si–B–Nb BMG. Here, classic Fe<sub>72</sub>B<sub>20</sub>Si<sub>4</sub>Nb<sub>4</sub> is adopted. This substitution is believed to be more economical, with expecting better magnetic properties and/or larger GFA.

In this paper, we demonstrated that the quaternary Fe<sub>72</sub>B<sub>20</sub>Si<sub>4</sub>Nb<sub>4</sub> system with proper Cu substitution can dramatically improve both soft-magnetic properties and saturation magnetization, with almost the same high GFA. Besides, the effect of Cu substitution was interpreted in details. We believe this study can provide guideline for obtaining multicomponent amorphous alloys with higher saturation magnetization, lower coercive force and higher permeability.

## 2. Experimental

Fe<sub>72</sub>B<sub>20</sub>Si<sub>4</sub>Nb<sub>4-x</sub>Cu<sub>x</sub> ( $x = 0.0, 0.1, 0.2,$  and  $0.3$ ) ingots were prepared by arc melting the mixtures of Fe (99.99%), Nb (99.99%), and Cu (99.99%) metals, together with B (99.50%) and Si (99.99%) crystals in an argon atmosphere. Melt-spun method and copper mold casting method were used to produce the alloy ribbons and cylindrical rods, respectively. The structures of as-quenched samples were examined

\* Corresponding authors.

E-mail addresses: [liuhaishun@126.com](mailto:liuhaishun@126.com) (H. Liu), [wmyang@cumt.edu.cn](mailto:wmyang@cumt.edu.cn) (W. Yang).

by X-ray diffraction (XRD) with Cu  $K_{\alpha}$  radiation. The thermal properties of these BMGs were investigated using a NETZSCH 404C differential scanning calorimeter (DSC) under a flow of high purity argon. The as-quenched ribbons were isothermally annealed at the temperature 50 K below the glass transition temperature for 600 s under vacuum followed by water quenching. Saturation magnetization ( $M_s$ ) and coercive force ( $H_c$ ) were measured with a vibrating sample magnetometer (VSM) under an applied field of 400 kA/m and a B-H loop tracer under a field of 800 A/m, respectively. Effective permeability ( $\mu_e$ ) at 1 kHz was measured by an impedance analyzer under a field of 1 A/m at room temperature.

### 3. Results and discussion

Fig. 1 shows the XRD patterns of  $\text{Fe}_{72}\text{B}_{20}\text{Si}_4\text{Nb}_{4-x}\text{Cu}_x$  ( $x = 0.0, 0.1, 0.2,$  and  $0.3$ ) alloy rods with 1.5 mm in diameter. It is shown that all XRD patterns exhibit only one broad diffraction peak without visible crystal diffraction peaks, which is the characteristic of an amorphous structure.

The DSC traces of  $\text{Fe}_{72}\text{B}_{20}\text{Si}_4\text{Nb}_{4-x}\text{Cu}_x$  ( $x = 0.0, 0.1, 0.2,$  and  $0.3$ ) alloy rods are shown in Fig. 2. The thermal stability parameters, including glass transition temperature  $T_g$ , crystallization temperature  $T_x$ , extension of the supercooled liquid region  $\Delta T_x$ , liquidus temperature  $T_l$ , the eutectic temperature  $T_e$ , the reduced glass transition temperature  $T_{rg} = T_g/T_l$  [21] and  $\gamma = T_x/(T_g + T_l)$  [22] are summarized in Table 1. All DSC curves exhibit one characteristic endothermic event of glass transition, followed by a supercooled liquid region and crystallization exothermic reaction, further confirming the glassy structure in these alloys. All these Fe-based BMGs present high thermal stability with high crystallization temperatures above 880 K. It can be found that with the increase of Cu content, glass transition temperature  $T_g$  and crystallization temperature  $T_x$  decrease gradually from 842 to 838 K and from 882 to 880 K, respectively. Meanwhile, the supercooled liquid region  $\Delta T_x$  increases from 40 to 42 K with Cu substitution, as shown in Fig. 2(a). Fig. 2(b) presents the cooling DSC curves of the same Fe-based BMG system, it can be seen that liquidus temperature  $T_l$  increases from 1479 to 1484 K while the eutectic temperature  $T_e$  is maintained at the 1406 K, demonstrating the substitution of Cu does not exert much influence on reduced glass transition temperature  $T_{rg}$  and  $\gamma$  parameter. In order to describe the GFA of metallic glasses, three important parameters including the critical diameter, the reduced glass transition temperature  $T_{rg}$ , and  $\gamma$  are adopted [21,22]. In details, 1.5 mm is determined as the critical diameter for all samples. At the same time, with increased Cu content from 0.0 to 0.3,  $T_{rg}$  and  $\gamma$  decrease slight from 0.569 to 0.565 and from 0.380 to 0.379, respectively. As no obvious variations are found for all these three parameters, it is believed that the relatively high GFA

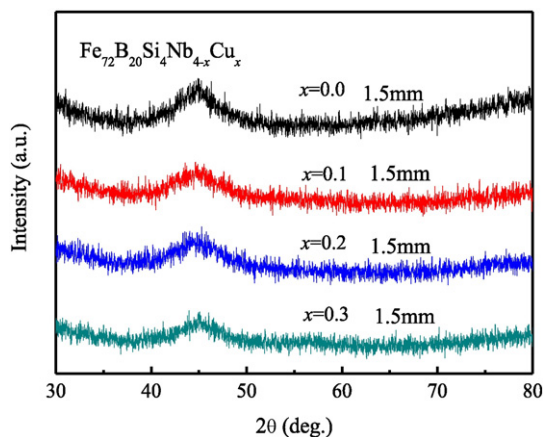


Fig. 1. XRD patterns of the  $\text{Fe}_{72}\text{B}_{20}\text{Si}_4\text{Nb}_{4-x}\text{Cu}_x$  ( $x = 0.0, 0.1, 0.2,$  and  $0.3$ ) alloy rods under critical diameters.

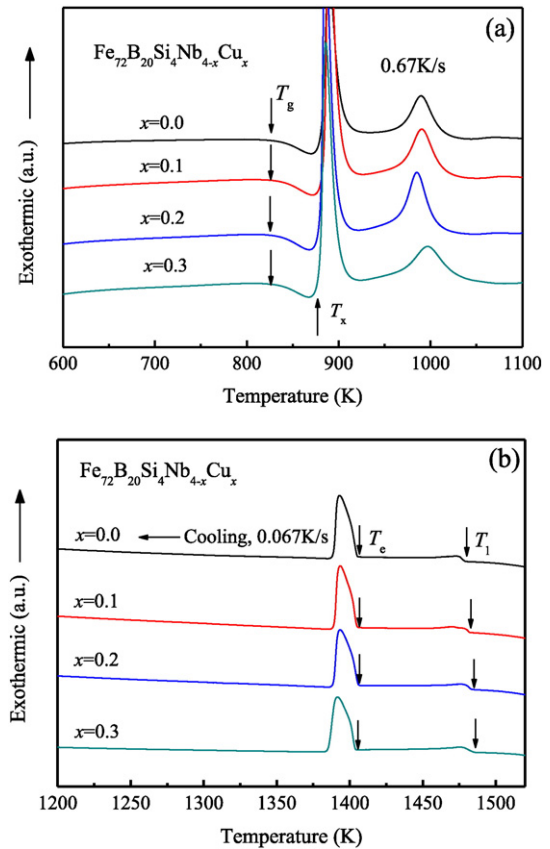


Fig. 2. DSC traces for  $\text{Fe}_{72}\text{B}_{20}\text{Si}_4\text{Nb}_{4-x}\text{Cu}_x$  ( $x = 0.0, 0.1, 0.2,$  and  $0.3$ ) alloy rods. (a) Heating rate of 40 K/min; (b) cooling rate of 40 K/min.

remains constant here, i.e. no decrease in GFA was observed with minor Cu substitution for Nb in the present system.

Fig. 3(a) exhibits the magnetic hysteresis loops of  $\text{Fe}_{72}\text{B}_{20}\text{Si}_4\text{Nb}_{4-x}\text{Cu}_x$  ( $x = 0.0, 0.1, 0.2,$  and  $0.3$ ) glassy ribbons, the corresponding saturation magnetization  $M_s$  as a function of Cu content are also given in Fig. 3(b). It can be seen that saturation magnetization  $M_s$  increases monotonically from 1.19 to 1.27 T with increasing Cu content from 0.0 to 0.3, indicating the improved saturation magnetization  $M_s$  without decreased GFA. As we all know, the magnetic moment is an important parameter characterizing the magnetism, and the saturation magnetization value reflects the amount of total magnetic moment for magnetic materials [23]. The increment in the saturation magnetization with Cu substitution is explained as follows. Partial substitution of Cu (with atomic radius 0.128 nm) for Nb (with a larger atomic radius of 0.143 nm) [13] means the decrease of atomic distance between Fe atoms. Subsequently, the exchange-coupling interaction of Fe atoms is enhanced, which results in an increased total magnetic moment of the alloy [20,24]. Besides, it is known that the positive mixing enthalpies between Fe—Cu pairs are +13 kJ/mol [19]. Because of this positive mixing enthalpy, the repulsive interaction between Fe and Cu atoms is generated, which promotes the bonding of Fe—Fe pairs that finally results in the increment of the nearest-neighbor Fe atoms [20]. According to Heisenberg [18,20],

Table 1  
Thermal stability data for cast  $\text{Fe}_{72}\text{B}_{20}\text{Si}_4\text{Nb}_{4-x}\text{Cu}_x$  ( $x = 0.0, 0.1, 0.2,$  and  $0.3$ ) alloy rods.

Atomic fraction $x$	$T_g$ (K)	$T_x$ (K)	$\Delta T_x$ (K)	$T_l$ (K)	$T_e$ (K)	$T_{rg}$	$\gamma$
0.0	842	882	40	1479	1406	0.569	0.380
0.1	840	881	41	1482	1406	0.567	0.379
0.2	838	881	42	1483	1406	0.565	0.379
0.3	838	880	42	1484	1406	0.565	0.379

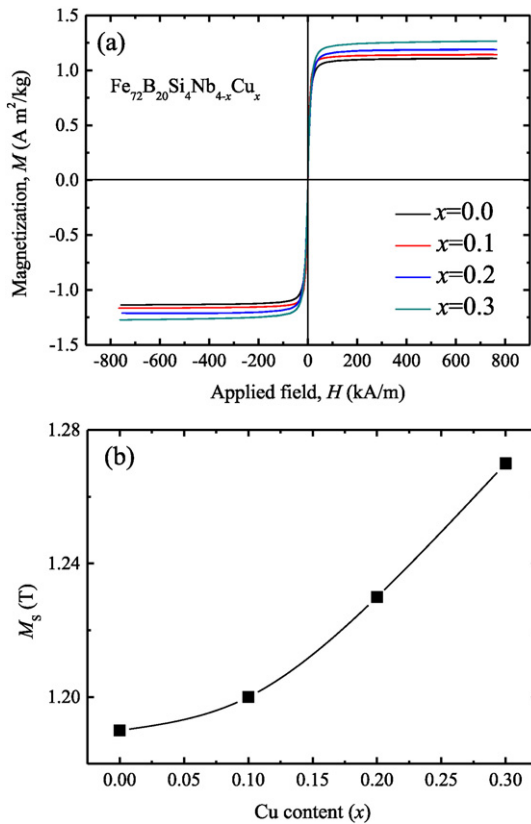


Fig. 3. (a) DC hysteresis loops for Fe<sub>72</sub>B<sub>20</sub>Si<sub>4</sub>Nb<sub>4-x</sub>Cu<sub>x</sub> ( $x = 0.0, 0.1, 0.2,$  and  $0.3$ ) glassy ribbons; (b) saturation magnetization as function of Cu content  $x$ .

the atomic magnetic moment is supposed to be dependent on the higher number of the nearest neighbor Fe atoms, which leads to a higher atomic magnetic moment.

The coercive forces  $H_c$  and the effective permeability  $\mu_e$  for Fe<sub>72</sub>B<sub>20</sub>Si<sub>4</sub>Nb<sub>4-x</sub>Cu<sub>x</sub> ( $x = 0.0, 0.1, 0.2,$  and  $0.3$ ) glassy ribbons are presented in Fig. 4. With increasing Cu content from 0.0 to 0.3,  $H_c$  decreases monotonically from 2.5 to 1.5 A/m, while  $\mu_e$  increases from 20,000 to 24,500, indicating the graduate improved soft-magnetic properties with proper substitution Cu for Nb in Fe<sub>72</sub>B<sub>20</sub>Si<sub>4</sub>Nb<sub>4-x</sub>Cu<sub>x</sub> ( $x = 0.0, 0.1, 0.2,$  and  $0.3$ ) glassy system.

It is generally accepted that the coercive force  $H_c$  can be expressed as [25,26],

$$H_c \approx \alpha [K / (\mu_0 M_s)] + \beta \left[ \sqrt{(\lambda_s \sigma) / (\mu_0 M_s)^2} \right]$$

where  $\alpha$  and  $\beta$  are constants of proportionality,  $K$  the magnetic anisotropy,  $\mu_0$  the vacuum permeability,  $\lambda_s$  the effective magnetostriction, and  $\sigma$  the average absolute value of the residual stresses. From previous study,  $\sigma$  decreases rapidly and becomes so small that can be neglected after annealing at the temperature  $T_g - 50$  K [18]. Thus the variation of coercive forces  $H_c$  is likely to contribute from the change of saturation magnetization  $M_s$ . Accordingly, the coercive forces  $H_c$  decreases when saturation magnetization  $M_s$  increases with increasing Cu substitution. On the contrary, the effective permeability  $\mu_e$  increases from 20,000 to 24,500 with enhanced Cu content from 0.0 to 0.3. The origin of these excellent soft-magnetic properties can also be attributed to the absence of the crystal grain and grain boundary, or the low number density of the domain-wall pinning sites [27] that results from the high degree of amorphicity and structural homogeneity [28,29]. The present multicomponent Fe-based BMGs present lower coercive force and higher permeability with minor Cu substitution for Nb.

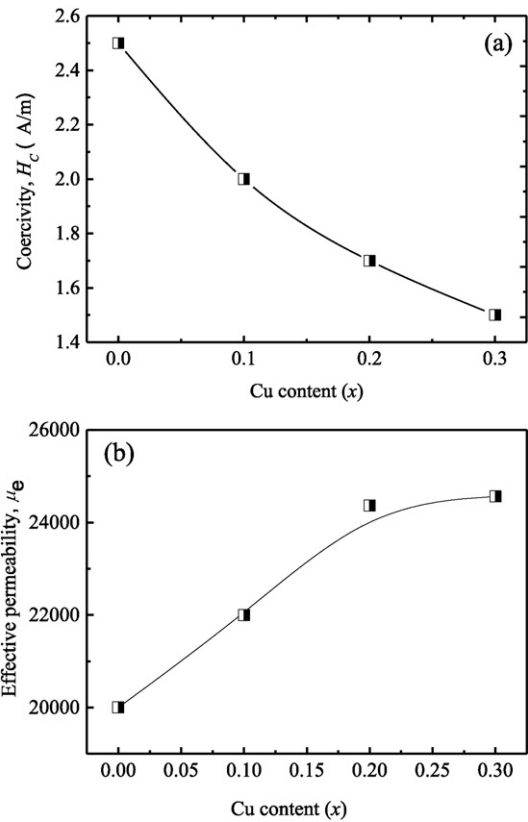


Fig. 4. (a) Coercive forces for Fe<sub>72</sub>B<sub>20</sub>Si<sub>4</sub>Nb<sub>4-x</sub>Cu<sub>x</sub> ( $x = 0.0, 0.1, 0.2,$  and  $0.3$ ) glassy ribbons; (b) effective permeability for Fe<sub>72</sub>B<sub>20</sub>Si<sub>4</sub>Nb<sub>4-x</sub>Cu<sub>x</sub> ( $x = 0.0, 0.1, 0.2,$  and  $0.3$ ) glassy ribbons.

#### 4. Conclusion

In this paper, effects of Cu substitution for Nb on the soft magnetic properties of Fe<sub>72</sub>B<sub>20</sub>Si<sub>4</sub>Nb<sub>4-x</sub>Cu<sub>x</sub> ( $x = 0.0, 0.1, 0.2,$  and  $0.3$ ) BMGs were investigated. All samples are 1.5 mm in diameter, indicating an almost invariant high glass-forming ability under proper Cu substitution. The saturation magnetization  $M_s$  and effective permeability  $\mu_e$  are found to be increased, while the coercive forces  $H_c$  is decreased monotonously with increasing Cu. In other words, the magnetic properties have been improved significantly. This study contributes to the finding of a new multicomponent metallic glass with higher saturation magnetization, lower coercive force and higher permeability.

#### Acknowledgments

We would like to acknowledge the useful suggestions and kind corrections from Dr. Chaochao Dun, the Wake Forest University. This work is supported by the Fundamental Research Funds for the Central Universities (2014ZDPY35).

#### References

- [1] Z.P. Lu, C.T. Liu, J.R. Thompson, W.D. Porter, Structural amorphous steels, *Phys. Rev. Lett.* 92 (2004) 245503.
- [2] W.M. Yang, H.S. Liu, Y.C. Zhao, A. Inoue, K.M. Jiang, J.T. Huo, H.B. Ling, Q. Li, B.L. Shen, Mechanical properties and structural features of novel Fe-based bulk metallic glasses with unprecedented plasticity, *Sci. Rep.* 4 (2014) 6233.
- [3] J. Shen, Q.J. Chen, J.F. Sun, H.B. Fan, G. Wang, Exceptionally high glass-forming ability of an FeCoCrMoCBy alloy, *Appl. Phys. Lett.* 86 (2005) 151907.
- [4] J.W. Li, W.M. Yang, M.M. Zhang, G.X. Chen, B.L. Shen, Thermal stability and crystallization behavior of (Fe<sub>0.75-x</sub>Dy<sub>x</sub>B<sub>0.2</sub>Si<sub>0.05</sub>)<sub>96</sub>Nb<sub>4</sub> ( $x = 0-0.07$ ) bulk metallic glasses, *J. Non-Cryst. Solids* 365 (2013) 42–46.
- [5] A. Inoue, B.L. Shen, C.T. Chang, Super-high strength of over 4000 MPa for Fe-based bulk glassy alloys in [(Fe<sub>1-x</sub>Co<sub>x</sub>)<sub>0.75</sub>B<sub>0.2</sub>Si<sub>0.05</sub>]<sub>96</sub>Nb<sub>4</sub> system, *Acta Mater.* 52 (2004) 4093–4099.

- [6] Q. Li, J.F. Li, P. Gong, K.F. Yao, J.G. Gao, H.X. Li, Formation of bulk magnetic ternary  $\text{Fe}_{80}\text{P}_{13}\text{C}_7$  glassy alloy, *Intermetallics* 26 (2012) 62–65.
- [7] J.E. Gao, H.X. Li, Z.B. Jiao, Y. Wu, Y.H. Chen, T. Yu, Z.P. Lu, Effects of nanocrystal formation on the soft magnetic properties of Fe-based bulk metallic glasses, *Appl. Phys. Lett.* 99 (2011) 052504.
- [8] Z.P. Lu, C.T. Liu, W.D. Porter, Role of yttrium in glass formation of Fe-based bulk metallic glasses, *Appl. Phys. Lett.* 83 (2003) 2581–2583.
- [9] G.L. Zhao, C. Wu, S. Tao, M. Yan, Thermal, magnetic and mechanical properties of  $(\text{Fe}_{1-x}\text{Co}_x)_{68}\text{Dy}_6\text{B}_{22}\text{Nb}_4$  bulk metallic glasses, *J. Non-Cryst. Solids* 425 (2015) 110–113.
- [10] J.W. Li, W.M. Yang, D. Estéves, G.X. Chen, W.G. Zhao, Q.K. Man, Y.Y. Zhao, Z.D. Zhang, B.L. Shen, Thermal stability, magnetic and mechanical properties of Fe–Dy–B–Nb bulk metallic glasses with high glass-forming ability, *Intermetallics* 46 (2014) 85–90.
- [11] J.H. Zhang, C.T. Chang, A.D. Wang, B.L. Shen, Development of quaternary Fe-based bulk metallic glasses with high saturation magnetization above 1.6 T, *J. Non-Cryst. Solids* 358 (2012) 1443–1446.
- [12] M. Hagiwara, A. Inoue, T. Masumoto, Mechanical properties of Fe–Si–B amorphous wires produced by in-rotating-water spinning method, *Mater. Trans. A* 13 (1982) 373–382.
- [13] A. Takeuchi, A. Inoue, Classification of bulk metallic glasses by atomic size difference, heat of mixing and period of constituent elements and its application to characterization of the main alloying element, *Mater. Trans.* 46 (2005) 2817–2829.
- [14] A. Inoue, High strength bulk amorphous alloys with low critical cooling rates, *Mater. Trans. JIM* 36 (1995) 866–875.
- [15] K. Amiya, A. Urata, N. Nishiyama, A. Inoue, Fe–B–Si–Nb bulk metallic glasses with high strength above 4000 MPa and distinct plastic elongation, *Mater. Trans.* 45 (2004) 1214–1218.
- [16] A. Inoue, B.L. Shen, Soft magnetic bulk glassy Fe–B–Si–Nb alloys with high saturation magnetization above 1.5 T, *Mater. Trans.* 43 (2002) 766–769.
- [17] W.M. Yang, H.S. Liu, X.D. Fan, L. Xue, C.C. Dun, B.L. Shen, Enhanced glass forming ability of Fe-based amorphous alloys with minor Cu addition, *J. Non-Cryst. Solids* 419 (2015) 65–68.
- [18] L.T. Dou, H.S. Liu, L. Hou, L. Xue, W.M. Yang, Y.C. Zhao, C.T. Chang, B.L. Shen, Effects of Cu substitution for Fe on the glass-forming ability and soft magnetic properties for Fe-based bulk metallic glasses, *J. Magn. Magn. Mater.* 358–359 (2014) 23–26.
- [19] H.X. Li, J.E. Gao, Y. Wu, Z.B. Jiao, D. Ma, A.D. Stoica, X.L. Wang, Y. Ren, M.K. Miller, Z.P. Lu, Enhancing glass-forming ability via frustration of nano-clustering in alloys with a high solvent content, *Sci. Rep.* 3 (2013) 1983.
- [20] Z.B. Jiao, H.X. Li, J.E. Gao, Y. Wu, Z.P. Lu, Effects of alloying elements on glass formation, mechanical and soft-magnetic properties of Fe-based metallic glasses, *Intermetallics* 19 (2011) 1502–1508.
- [21] D. Turnbull, Under what conditions can a glass be formed? *Contemp. Phys.* 10 (1969) 473–488.
- [22] Z.P. Lu, C.T. Liu, A new glass-forming ability criterion for bulk metallic glasses, *Acta Mater.* 50 (2002) 3501–3512.
- [23] W.D. Callister, *Materials Science and Engineering: An Introduction*, sixth ed. John Wiley & Sons, New York, 2003.
- [24] H.Y. Jung, S. Yi, Enhanced glass forming ability and soft magnetic properties through an optimum Nb addition to a Fe–C–Si–B–P bulk metallic glass, *Intermetallics* 18 (2010) 1936–1940.
- [25] H. Kronmüller, Theory of magnetic after-effects in ferromagnetic amorphous alloys, *Philos. Mag. B* 48 (1983) 127–150.
- [26] P. Agudo, M. Vázquez, Influence of Ni on the structural and magnetic properties of  $\text{Ni}_x\text{Fe}_{73.5-x}\text{Si}_{13.5}\text{B}_9\text{Nb}_3\text{Cu}_1$  ( $0 \leq x \leq 25$ ) alloys, *J. Appl. Phys.* 97 (2005) 023901.
- [27] T. Bitoh, A. Makino, A. Inoue, Origin of low coercivity of  $(\text{Fe}_{0.75}\text{B}_{0.15}\text{Si}_{0.10})_{100-x}\text{Nb}_x$  ( $x = 1-4$ ) glassy alloys, *J. Appl. Phys.* 99 (2006) 08F102.
- [28] A. Inoue, Bulk amorphous and nanocrystalline alloys with high functional properties, *Mater. Sci. Eng. A* 304–306 (2001) 1–10.
- [29] B.L. Shen, C.T. Chang, Enhancement of glass-forming ability of FeCoNiBSiNb bulk glassy alloys with superhigh strength and good soft-magnetic properties, *J. Appl. Phys.* 102 (2007) 023515.